






Mastercool[®] Inc.
"World Class Quality"

Black Series

**CERTIFIED ELECTRONIC CHARGING SCALE
with Bluetooth[®] Wireless Technology**

98211-B CALIBRATION PROCEDURE

1. Remove sealing sticker and open case.
2. Change jumper position from NOR to CAL and close case.
3. Press ON to turn the scale on.
4. When the display reads version code, press and hold ENTER + CLEAR together to enter SET-1.
5. Under SET-1, press ENTER to enter SET-11, press ENTER, display shows a count value.
6. With the platform empty, press  to memorize the zero position.
7. Put a calibration weight on (EX: 90 kg) the scale, after the display stabilizes, press TARE to memorize the count value, display shows 90.000 and flashes.
8. Input calibration weight 90.000 by pressing SHIFT to shift position, press  or  to change number, press ENTER to confirm, re-start the scale.
9. Remember to return jumper position to **NOR**. Calibration from external (ex: keyboard) is not allowed according to regulation, this function has been blocked.

